



# ***PROTECTIVE APPAREL***

**NINA BOWDEN**

**SENIOR SALES SPECIALIST**

**DIV 15 & 21**

# ***AGENDA***

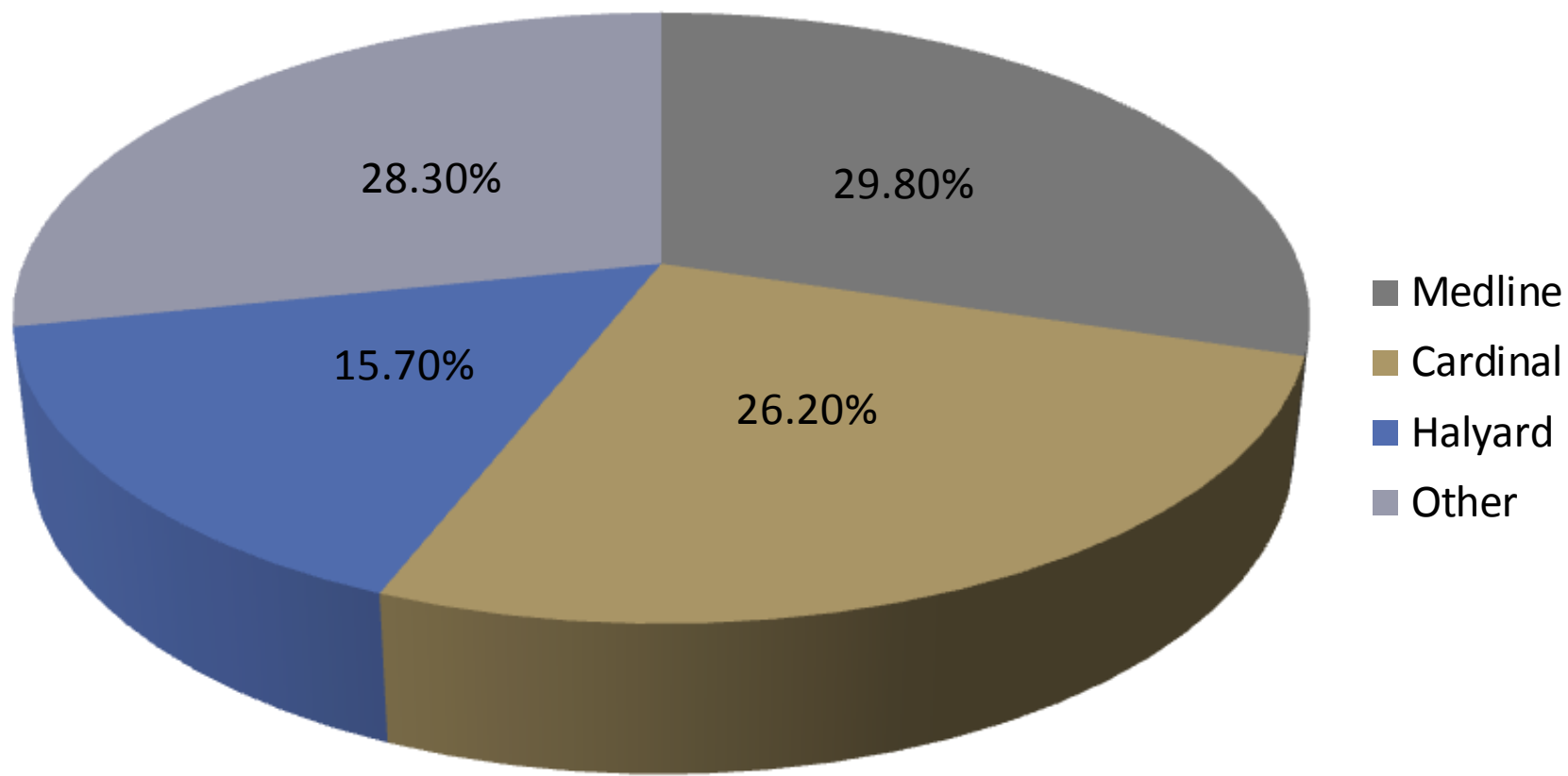
---

- » Market Share
- » Isolation Gown Materials and Fabric
- » Isolation Gown Fit and Styles
- » Understanding Protection Levels
- » Common Compliance Issues
- » Gown Selection by Hospital Area
- » PPE Assessment

# Isolation Gown Market

---


## Market Share




# ISOLATION GOWN MATERIALS/FABRIC



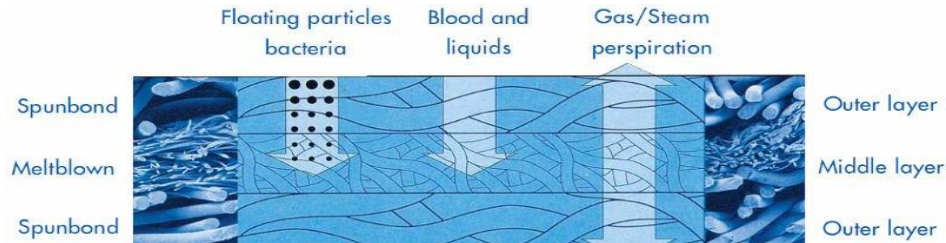
PROTECTION




Polyethylene Film



Polyethylene Coated SBPP



PP SMS



Polypropylene(PP) Spunbond

COMFORT



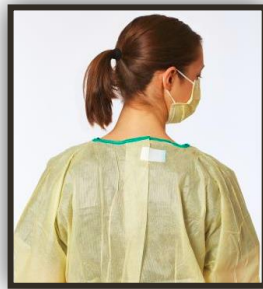
# ISOLATION GOWN STYLES

## Classic Neck Ties



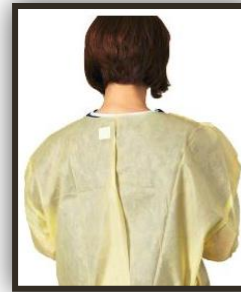
- >25 years in market
- > 5 material options
- Time consuming
- Lack of compliance

## Tape Tab Neck



- > 15 years in market
- > 5 material options
- Easier to close
- Compliance challenging

## Over the Head



- > 25 years in market:  
1 material, open back
- Full back styles,  
more materials
- Difficult to don  
incorrectly
- Aids Compliance



# ***Protection Levels: What is AAMI PB70?***

---

Association for the Advancement of Medical Instrumentation (AAMI)

- » Develop standards to support the healthcare community
- » AAMI PB70 – Surgical Gowns/Drapes & Iso Gowns

AAMI PB70 – Iso Gowns *specifically*

- » 360° Protection (fabric, seams, tie attachment) – point of entry for fluids
- » Developed to give the user a universal rating for fluid resistance
- » Barrier Protection - 4 different levels

# ***“New CSA Guideline Compliance”***

---

Updated August 2015

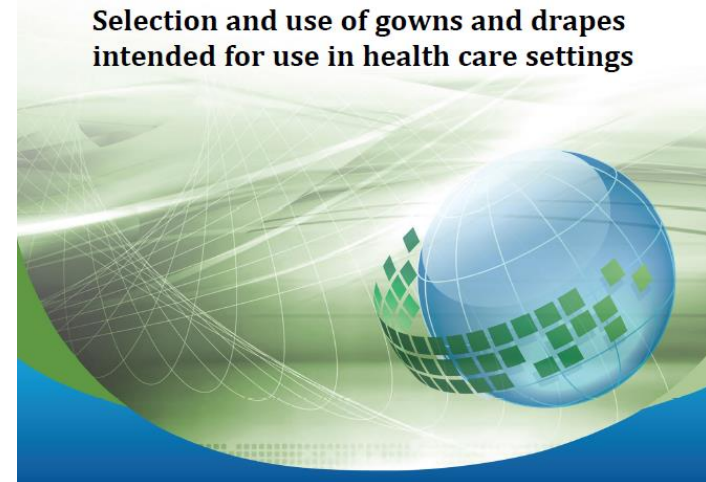
- After Ebola Outbreak

## Section 5.5.3.3

- “Isolation gowns shall have a classification of at least Level 1”
- “A gown that provides less than Level 1 protection is suitable only... as a cover gown.”



Z314.10.1-15



Committee Member's Copy Only. Distribution Prohibited.

# “New CSA Guideline Compliance Continued..”

» From Public Health Ontario –  
Oct. 14, 2014

Table 1: Summary of Barrier Classification and tests (Adapted from CSA Z314.10.1 and AAMI PB70:2012)<sup>1,2</sup>




	Material	Resistance to fluid penetration	Testing measure	Isolation:
CSA Level 1 AAMI Level 1 (fluid resistant)	Spunbond nonwoven fabric	Minimal water resistance	AATCC 42 (test for resistance to spray)	This would be the minimum standard for isolation gowns where minimal amounts of spray or droplets are anticipated.
CSA Level 2 AAMI Level 2 (fluid resistant)	Single layer microfibers or is a topically treated textile material	Resistant to water spray and some resistance to water absorption on contact.	AATCC 127 (test for resistance to water on contact; hydrostatic pressure) AATCC 42 (test for resistance to water spray)	Commonly used as an isolation gown; suitable for situations involving low amounts of fluid or low risk of sprays.
CSA Level 3 AAMI Level 3 (fluid resistant)	Laminated or coated material e.g. polypropylene coated polypropylene gowns	Resistant at a higher standard to water spray and resistance to water absorption on contact	Meets a higher test standard (compared to Level 2) for fluid resistance based on ATCC 127 (test for resistance to water on contact; hydrostatic pressure) AATCC 42 (test for resistance to water spray)	Used where more moderate amounts of fluid exposure or sprays may be anticipated in the course of providing patient care or handling of body fluids
CSA Level 4 AAMI Level 4 (fluid impermeable)	Laminated or coated materials (e.g. impervious polyethylene)	Resistant to penetration of viruses based on penetration of a surrogate microbe for Hepatitis (B and C) and the Human Immunodeficiency Viruses.	All critical components meets requirements of the bacteriophage penetration test ASTM F1671	Used where large amounts of fluids or sprays may be anticipated or encountered.



# AAMI LEVELS FOR ISOLATION GOWNS

AAMI PB70 – Iso Gowns *specifically*

- »360° Protection (fabric, seams, tie attachment) – point of entry for fluids
- »Barrier Protection - 4 different levels

	 LEVEL 1	 LEVEL 2		 LEVEL 3	
Test	AATCC 42:2000	AATCC 42:2000	AATCC 127:1998	AATCC 42:2000	AATCC 127:1998
Requirements at 4% AQL	Water impact ≤ 4.5 g	Spray impact ≤ 1.0 g	Hydrostatic Pressure ≥ 20 cm	Spray Impact ≤ 1.0 g	Hydrostatic pressure ≥ 50 cm
Anticipated Risk of Exposure	Low	Moderate		Moderate to High	

# ***COMMON COMPLIANCE ISSUES***

---



Improper Donning

Improper Doffing



Improper Fit

Improper Protection



# PATIENT CARE AREAS

---



Fluid risk is **light to moderate** and standard precautions could include contact, airborne, or droplet

## Recommendations:

- AAMI Level 1 or 2 isolation gown based on your anticipated of fluid risk. AAMI Level 1 for light and AAMI level 2 for moderate
- Choose a gown that makes it easy to properly don and remove quickly

# ***EMERGENCY DEPARTMENT***

---



Fluid risk is **light to moderate** depending on the hospital.

## **Recommendations:**

- AAMI Level 2 or 3 isolation gown based on your anticipated of fluid risk. AAMI Level 2 for light and AAMI level 3 for moderate/high anticipated fluid risk
- Choose a gown that makes it easy to properly don and remove quickly

# ENDO/GI LAB

---



Fluid risk is **moderate to high** for this area

## Recommendations:

- AAMI level 3 gown in SMS or Microporous Breathable Fabric
- Film reinforced gowns should pass ASTM 1670 in the critical zones

# DECONTAM & CS

---



Fluid risk is **high** for this area and protection should be head to toe.

## Recommendations:

- Film or Film Coated Gown should be worn
- Gowns should pass ASTM 1670 and ASTM 1671

# ONCOLOGY

---



Fluid risk is **light** for this area, special considerations for staff administering chemo drugs

## Recommendations:

- AAMI 2 gown for general protection
- Film-based Chemotherapy rated gown for staff administering Chemotherapy drugs

# PPE ASSESSMENT

## PPE Assessment

- Unit-by-unit walk through of facility
- Document with pictures & note PPE use, both correct and incorrect
- Present findings & regulatory changes to key decision makers
- Provide Medline solutions for any PPE problem areas

**MEDLINE**

## PPE Assessment

A critical review of the protection & compliance of your facility's PPE

### Step #1: Current Product Overview

\*\*Collect listing of current PPE items being used at the facility

#### Current Isolation Gown SKUs & ASTM Rating

1) _____	<input type="checkbox"/> NONE	<input type="checkbox"/> Level 1	<input type="checkbox"/> Level 2	<input type="checkbox"/> Level 2	<input type="checkbox"/> Level 4
2) _____	<input type="checkbox"/> NONE	<input type="checkbox"/> Level 1	<input type="checkbox"/> Level 2	<input type="checkbox"/> Level 2	<input type="checkbox"/> Level 4
3) _____	<input type="checkbox"/> NONE	<input type="checkbox"/> Level 1	<input type="checkbox"/> Level 2	<input type="checkbox"/> Level 2	<input type="checkbox"/> Level 4
4) _____	<input type="checkbox"/> NONE	<input type="checkbox"/> Level 1	<input type="checkbox"/> Level 2	<input type="checkbox"/> Level 2	<input type="checkbox"/> Level 4

#### Current Head & Footwear SKUs

1) _____	4) _____
2) _____	5) _____
3) _____	6) _____

#### Current Face Mask SKUs & ASTM F1862 Rating

1) _____	<input type="checkbox"/> NONE	<input type="checkbox"/> Level 1	<input type="checkbox"/> Level 2	<input type="checkbox"/> Level 2
2) _____	<input type="checkbox"/> NONE	<input type="checkbox"/> Level 1	<input type="checkbox"/> Level 2	<input type="checkbox"/> Level 2
3) _____	<input type="checkbox"/> NONE	<input type="checkbox"/> Level 1	<input type="checkbox"/> Level 2	<input type="checkbox"/> Level 2
4) _____	<input type="checkbox"/> NONE	<input type="checkbox"/> Level 1	<input type="checkbox"/> Level 2	<input type="checkbox"/> Level 2
5) _____	<input type="checkbox"/> NONE	<input type="checkbox"/> Level 1	<input type="checkbox"/> Level 2	<input type="checkbox"/> Level 2
6) _____	<input type="checkbox"/> NONE	<input type="checkbox"/> Level 1	<input type="checkbox"/> Level 2	<input type="checkbox"/> Level 2





# ***STERILLIUM RUB FRAGRANCE FREE***

**Alcohol Based Surgical Hand Rub**

# ***HEALTH CANADA GUIDELINES***

---

## **“SURGICAL HAND SCRUB”**

- »1. Immediate kill of microorganisms
- »2. Persistence for minimum of 6 hours
  
- »There are only 2 products on the market that can achieve persistence.
  - »Medline – Sterillium Rub

# ***STERILLIUM RUB***

---

- »- 80% ethyl alcohol
- »-Proprietary blend of emollients, support and restore the skin barrier
- »-Formulated without CHG
- »-Makes surgical glove donning quick and easy



***THANK YOU!***

Medline Canada